



English
Discoveries
8 Online

Generic Presentation

Guidelines for *English Discoveries Online*

Log in as a Student

Section/Feature	What do Say/Show/Highlight
Student Homepage <i>General</i>	-EDO is divided into 10 courses -Each course has 8 units -Each course covers all language skills
Student Homepage <i>General</i>	- My Courses : this is where you access the course learning materials - Community : this is where you have access to regularly-updated content, games and idioms - My Profile : this is where you can change the support language and level of support
Homepage – <i>Placement Test</i>	This is an online placement test testing students’ reading, grammar, listening and vocabulary. The test is scored automatically. The test should be taken once.
Homepage – <i>Guided Tour</i>	A short video which to familiarize students with the course
Homepage – <i>Help Tools</i>	Grammar Book, Dictionary, Help, My Progress: These tools support students in Blended and Distance models. Support is available in students’ first language.
<i>My Courses:</i> Intermediate 2 – Helping Out	EDO Units cover all language skills. Writing tasks are integrated with the Listening and Reading activities.
Listening – Explore:	Mention the Help Tools available in Listening Explore: See Script Hear Part See Translation Right click Dictionary
Listening – Record Yourself	Click the Play button to hear the sentence. Click Record to record the sentence. Click Send To Teacher to send the recording to your teacher.
Listening - Practice	Show the variety of question types. Mention the Help Tools: See Answer, Check Answer
Listening – Test section	Click the test results/answers to view the Student Answer and the Correct Answer. Highlight the fact that we are an Assessment-Driven organization which track students’ weaknesses and strengths throughout the learning process, and provides customized solutions.
Reading	Same as Listening

Speaking – Practice 1	Choose one of the people in the dialogue. Click PLAY to start. When it says SPEAK, you should record yourself. Click HEAR to hear yourself in the dialogue.
<p>Speaking (general comment): Students can develop their oral proficiency skills using the following tools/features:</p> <ul style="list-style-type: none"> - Send Recording to Teacher (Listening section): feedback is both computer-based (automated) and human-based - Speaking activities: Students take part in a dialogue: feedback is computer-based - Branching Dialogues (Practice 2): Students take part in a dialogue and provided several options to direct the story. - Pronunciation Corner: a section where students can practice their pronunciation (First Discoveries course) - Community – Idioms: Record Idioms and get immediate feedback - Vocabulary Section: Record new vocabulary and get immediate feedback - Mobile application – Optional 	
Grammar – Explore	Mention the See Explanation feature which provides detailed explanations in both English and the learners’ first language. Mention the Grammar Book.
Vocabulary – Explore	Mention the Hear and Record Yourself features. Vocabulary items match the Unit theme.
Community – Magazine	Mention the fact that this section is regularly updated . It covers a range of topics. Articles come at three levels. There are hundreds of articles available.
Community – Magazine – Support Tools	Glossary Related Links Comprehension Questions
Community – BBC Corner	Mention the two activities available: “Flatmates” and “6 Minute English” produced the BBC. There are Worksheets available to accompany the lesson. Lessons/activities can be downloaded to an MP3 player.
Community – Web Pals	A safe, educational environment for students to communicate with other language learners and to develop their language and social awareness.
Community – Word Zone & Idioms	Activities to help students acquire (or practice) new vocabulary and idioms in a fun, engaging manner. Available at three levels: Basic, Intermediate and Advanced
Community – Forums	Forums can be opened and moderated by teachers as both local (school forums) or global (international forums).
Navigation Bar – Support	A communication tools for students to contact their teachers, and also read messages/emails from their teacher.
Homepage – My Progress	A tool for students to check their progress, and compare their progress with the class progress.

Log in as a Teacher

Section/Feature	What to Say/Show/Highlight
TMS Homepage <i>General</i>	<p>The TMS is a comprehensive management system to help teachers and decision makers do the following:</p> <ul style="list-style-type: none"> • Track student progress • Assessment of student learning • Communicate with students • Customize the course • Register students, teachers and classes (administrative tool) • Content Creation Tools <ul style="list-style-type: none"> • Tools for tracking teachers' usage of the system (tool for department heads and decision makers)
Registration	<p>Mention that through Registration, administrators can register classes, teachers and students. They can also create groups.</p> <p>Additionally, Excel sheets can be Imported to the TMS. These sheets will convert to a TMS sheet, and students/teachers will be registered automatically.</p>
<i>Curriculum</i> – Assign Courses	<p>EDO can be fully customized by assigning or un-assigning courses, units or activities. By customizing the course, teachers can create personalized learning paths which reflect the students' learning needs and are based on the classroom objectives.</p>
Curriculum – Course Builder	<p>Using the Course Builder, teachers can create new courses using the existing content. Teachers can create skill-based course, topic-based courses, which may be assigned to individuals or to the entire class. Additionally, the course builder is ideal for mixed-ability groups where fast learners or slow learners' needs are met.</p>
Curriculum – Course Builder – Search	<p>By clicking Search, you will be provided with a list of topics, skills and grammar points available in the program.</p>
Curriculum – Study Planner	<p>Using the Study Planner, teachers can create individualized study plans which specifies the course timeframe/duration, objectives, start date/end date. Once the Study Plan is assigned, teachers (and students) can check if students follow the Study Plan, or if they are behind schedule.</p> <p>This feature is ideal for students in self access, corporate clients, and distance learners.</p>
Curriculum – Authoring Tool	<p>Using the Authoring Tool, clients can create new content (reading, writing), questions, or add links to external Web sites.</p>
Reports – Course Reports	<p>Using Course Reports, teachers can check the following reports:</p> <ul style="list-style-type: none"> ▪ Progress Reports ▪ Completion ▪ Test Scores ▪ Time Spent on Platform ▪ Recordings

	Teachers have access to individual reports and to class reports.
Reports – Matrix	<p>The Matrix (an electronic report card) will generate the students’ final grade based on scores generated automatically by the system together with scores entered manually by the teacher (optional).</p> <p>In addition, the Matrix will issue a certificate to students who successfully completed the course.</p> <p><i>Note: The Matrix assessment criteria can be modified by the client.</i></p> <p><i>Note: The Matrix reports can be Exported to an Excel sheet.</i></p>
Reports – Placement Test Reports	This is for teachers and administrators to check their students’ Placement Test Results.
Reports – Community Site Reports – Features Reports	This is for teachers and administrators to check which are the most/least popular Community Site features.
Communication – Compose	This is for teachers to send emails to their students. Emails can be sent to individuals or to the entire class.
Communication – My Forums	My Forums is where teachers create new forums.
Assessment – Automated Tests – Component Test	<p>Using this feature, teachers can do the following:</p> <ul style="list-style-type: none"> - Allow students to take the component test once/multiple times. - Allow/Don’t allow students to see their test answer. - Set the course passing grade <p>This tool will help teachers’ reflect their teaching philosophy.</p>
Assessment – Placement Test	<p>Using this feature, teachers can do the following:</p> <ul style="list-style-type: none"> - Allow students to take the Placement Test once/multiple times. - Allow/Don’t allow students to see their Placement Test results.
Assessment – Automated Tests – Assign Tests	<p>Using this feature, teachers can assign either the Midterm of the Final Test to individuals or to the entire class. Teachers should set the test start time & end time, level and length.</p> <p>Important Notes:</p> <ol style="list-style-type: none"> 1) The test is scored automatically by the system. 2) The test can be taken only once. 3) Students cannot access the test before the official start time, or after it has ended. 4) Teachers should agree on the test conditions (length, level, start/end time) in advance and notify students of the test conditions. 5) The test results are displayed in the Matrix. 6) To check the Test Status (to view who has completed the test), you should click Entire Class. <p>Pedagogical Value:</p> <ol style="list-style-type: none"> 1) It reduces teachers’ workload. 2) It is scored automatically. 3) Results are recorded in the system and can be exported to an Excel sheet. 4) Answers can be viewed by the teacher (through the Matrix). This helps teachers identify students’ weaknesses and strengths.

Assessment – Exit Tests	The Exit Tests are paper-based course tests which can be administered if the client has no Internet access or if teachers want their students to take a written test being supervised by someone.
Assessment – Role Plays/Projects	These sections are for students to develop their oral proficiency and writing skills. These printed activities can be downloaded from the TMS.

Teacher's Corner

Home Help User:F50 L50 Exit

Registration Curriculum Reports Settings Communication Resources Assessment Services



Registration 

- Classes
- Students

Curriculum 

- Assign Courses
- View All Courses
- Course Builder
- Study Planner
- Authoring Tool
- Course Sequence

Reports 

- Placement Test Reports
- Course Reports

Settings 

- Language

Communication 

- Inbox
- Compose
- Sent Items
- My Forums
- Assign Forums
- Moderate Forums

Resources 

- Guidelines
- Lesson Plans
- Worksheets
- Explore Texts
- Word Lists
- FAQ's
- Links
- Presentations
- Scope and Sequence

Assessment 

- Guidelines
- Projects
- Role Plays
- Rubrics
- Exit Tests
- Automated Tests

Services 

- Implementation
- Integration
- Training

Edusoft's Authoring Tool

Creating your own content has never been easier!

Step 1:
Select a template

Step 2:
Create your content

Step 3:
Publish and assign

Guidelines for Assessment *English Discoveries Online*

A blend of delivery methods calls for a blend of assessment tools. *English Discoveries Online* provides teachers with a wide range of tools to carry out both **Qualitative** and **Quantitative Assessment**. Edusoft's computerized placement tests, local quizzes, and printable exit tests provide traditional quantitative assessment tools, freeing up time for the teacher to devise qualitative, continuous forms of classroom assessment, based on projects and portfolio work, in which students apply target language to simulated contexts.

Placement Test

Edusoft's English language Placement Test was designed to place students at the appropriate level of Edusoft's online courses and CD products. The Placement Test aims to provide:

- Placement which is both time-effective and accurate
- Balanced picture of students' English skills
- Introduction to the format and content of English Discoveries Online courses
- Positive test-taking environment

The test is comprised of three sections: *Reading, Listening, and Grammar*:

Results are correlated with TOEFL and TOEIC scores and are incorporated in the Study Planner.

Component Tests

The program provides students with the opportunity to check their comprehension of each component. The tests are basically short quizzes that focus on the main points of the Explore mode. Results are presented in the form of a percentage grade and a written comment. The passing grade for these tests is set in the **Teachers Management System**. It is important for students to realize that the Practice exercises will help them succeed in the Test and to make sure that they do not skip them.

Self-Evaluation: My Progress and Study Planner

Students are encouraged to take responsibility for their own learning by using the **Study Planner**, which will enable them to create a personal study plan based on the number of hours they want to study per week, the level of English they want to achieve, and the amount of time they can devote to their course of study.

The **My Progress** reports allow students to assess their progress at all times. Student progress is calculated in terms of completion of course material and component test results. Students also receive an average completion and test score for each unit and overall progress for the course they are taking. Student progress is also calculated in terms of components and students can view an alternative breakdown based on their progress in the different Listening, Reading, Speaking, and Grammar sections.

Community Site

English Discoveries Online Community Site enables students to develop their online communication skills in an environment that has been specifically designed with their needs in mind. The amount of time students spend on the different features is recorded in the Teacher Management System, enabling teachers to keep track of students' participation. Participation in the Community Site activities, such as writing emails, joining in chat sessions, and posting forum messages, can be turned into an additional requirement of their course of study and incorporated into a final grade.

TMS Reports

In a computer-assisted language setting, it is important to keep track of students' progress, as each student is able to work at his/her own pace and may have a choice of tasks. The Teachers Management System allows teachers to follow their students' progress and provides a variety of different reports for individual students and whole classes so teachers can track the rate at which students complete their assignments and the average test scores that they receive. The TMS provides Placement Test Reports, Class Summary Reports, Student Progress Class Completion, Class Test Scores, Class Summary, Unit Overview, Time On Task

The Assessment Section

The Assessment Section in the Teacher Management System provides a range of printable qualitative and quantitative assessment tools to supplement those provided by the online program.

Quantitative Assessment Tools

Exit Tests

Achievement tests for each of the nine levels are available on the Teachers section of the TMS. Teachers can download the tests and administer them as “paper and pencil” tests in the classroom after students have completed a level. The tests include two reading comprehension passages, grammar questions, and a short writing task all related to the units in the course. Answer keys for the teacher are available. The answer keys also include criteria for assessing the writing task.

English Discoveries Online Authoring Tool – Pedagogical Guidelines

In this era of communicative language teaching, it is crucial that we display sensitivity to students and provide content that is relevant, motivating and suited to their specific needs. The *English Discoveries Online* Authoring Tool enables teachers to create their own texts and activities in a computer-based environment that is similar to the templates of the *English Discoveries Online* general English courses. In this friendly environment, teachers can create customized activities that are based on printed data, links to external content (Internet sites), and original video and audio data. Blending the Authoring Tool components with classroom work will further enhance the students’ experience in accessing online texts and multimedia.

Pedagogical Advantages

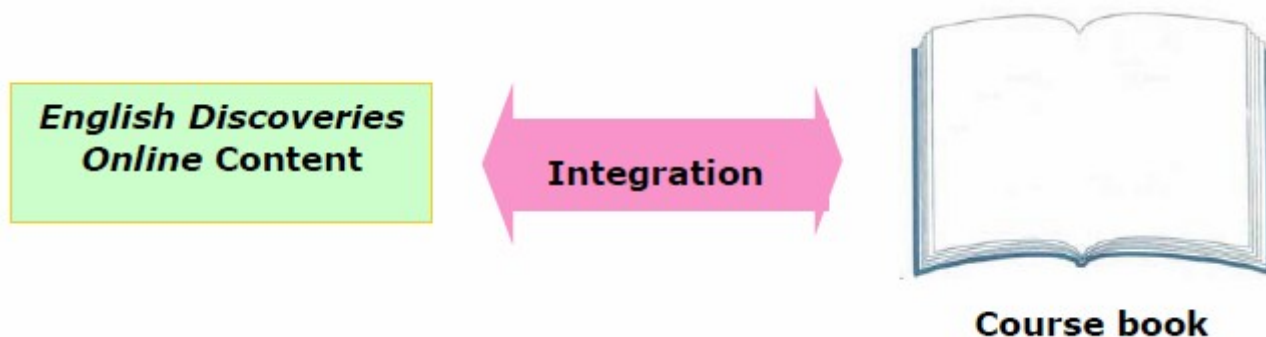
Teachers can use the Authoring Tool for the **Enrichment, Supplementing the Curriculum, and Developing New Curricula** purposes.

General Guidelines for Content Development

Level, Choice of Material, Presentation, Creating Questions in the Authoring Tool, Pre-Explore Questions, Closed Practice Questions, Open Practice Questions, Choosing Words for the Glossary, Choosing Related Links

Integrating English Discoveries Online with Your Curriculum

Integration between the curriculum of existing course books and *English Discoveries Online* computer content provides relevance for the students.

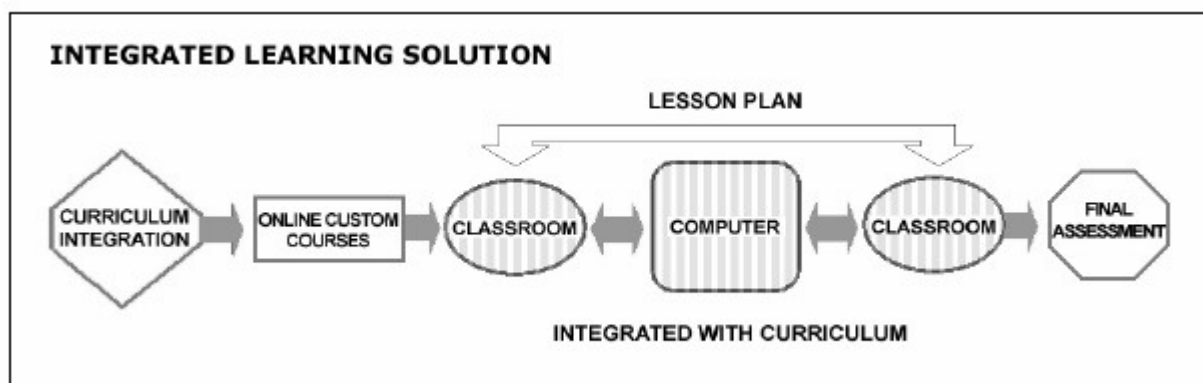


Edusoft’s pedagogical department, in consultation with the educational institution, is able to create a fully integrated program of study which matches the classroom textbook with Edusoft computer content and supplementary materials. When following this model, students are assigned computer work, which corresponds closely with the teaching points and topics of the existing course book.

How to create a successful integrated model

EDO can be successfully integrated with an existing curriculum using any combination of the following, while keeping in mind levels of difficulty:

- Topics
- Text types (letters, articles, etc.)
- Skills (reading, listening, speaking)
- Grammar points
- Communicative functions
- Objectives (reading strategies, learning tips)



Customization

English Discoveries Online provides the option to construct learning pathways to suit the specific curriculum demands, aims and objectives of your course. The *English Discoveries Online* Scope and Sequence, provided separately, provides a detailed list of objectives for each component of the *English Discoveries Online* course. These objectives can help in planning students' learning paths and serve as a guide in the creation of customized material for your students according to your own curriculum aims and objectives.

The Study Planner

Teachers should encourage students to use the Study Planner to develop an individualized study program and should meet with them regularly to review their progress. Teachers and administrators can make a study plan for classes, groups or individual students. The plan can determine the length of time needed to reach a target level, or the target level a student can be expected to reach based on the length of the course and/or hours a week available. Students preparing for one of these exams can calculate their study plan according to the TOEFL or TOEIC level they wish to reach.

The Course Builder

The Course Builder allows teachers to create courses which reflect students' needs and interests. Thus, if teachers want to give their students extra practice in a particular component such as reading, they can create courses with extra reading components. Teachers whose classes are much stronger in some skills than they are in others can create mixed level courses. Similarly, if particular components or units in the course are unsuitable in terms of level or content, the teacher can replace it with something more suitable.

Supplementary Materials

To enhance students' learning experience, we recommend students use the *English Discoveries Online* workbooks in order to reinforce what they have learned in the online course. The workbooks contain additional writing and reading tasks which can be included in the students' final grade. The workbooks also provide materials for role plays and communicative activities which can be used in class. A series of generic worksheets designed to help students appreciate the Community Site can also be downloaded from the TMS.

English Discoveries Online Implementation Models

English Discoveries Online has been designed with a variety of learning scenarios in mind: it can be used either as a core curriculum or as a supplement to an existing course of study. The wealth and variety of material provided by *English Discoveries Online*, combined with its modular structure, offers teachers many different options for incorporation into a teaching program.

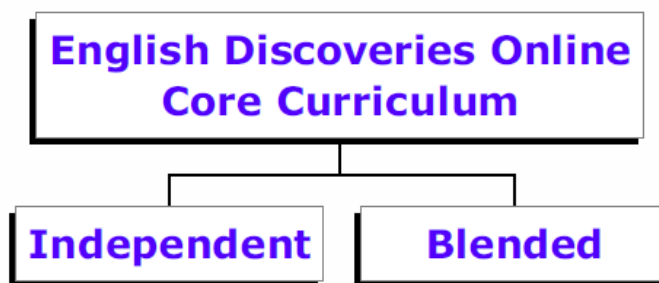
When *English Discoveries Online* functions as a core curriculum:

Edusoft has designed the following models of implementation to help you devise the best possible learning scenario for your students: When *English Discoveries Online* functions as a core curriculum:

In this learning scenario, *English Discoveries Online* constitutes the entire course of study and students have no other English language learning materials. *English Discoveries Online* can be used either independently or as part of a blended learning model:

Independent - students work independently and individually on computers with minimal classroom instruction.

Blended - students work independently on computers and also receive classroom instruction which prepares for, reviews and expands on the computer work.



Using *English Discoveries Online* in Specific Learning Scenarios

Independent Study

English Discoveries Online is suitable for use in an independent study situation where students can access the program in their own time, either in a self-access computer room in their school or at home. There are many activities which are conducive for independent study, e.g.

- Learning and revising vocabulary
- Intensive listening practice
- Practice of grammar structures
- Controlled speaking practice

When would you choose an independent study model?

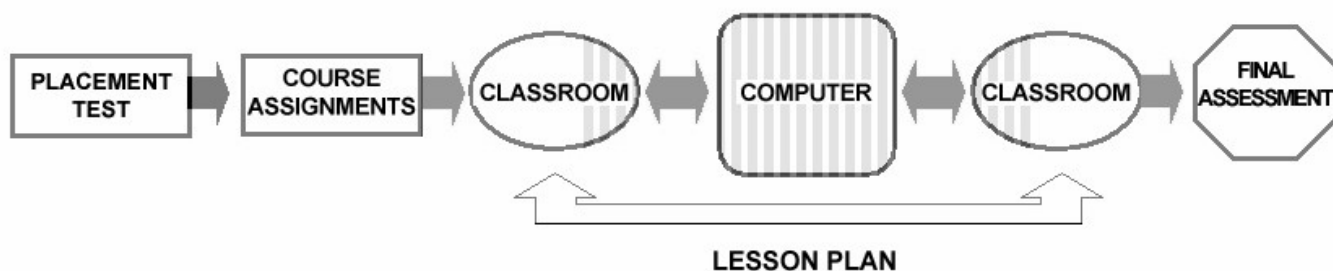
- When classroom time is very limited or unavailable
- When students' access to classes is limited by distance or disability
- When students have the self-discipline and maturity to work independently

Blended Learning

Research and Edusoft's own extensive field experience has shown that once students see there is a pedagogical rationale behind their computer work and that the material relates to what they have studied in class, they will value their computer lessons more highly. Edusoft was one of the first companies to apply blended learning models to language learning, combining computer-based learning tools with communicative classroom instruction to ensure maximum effectiveness.

Our unique blended learning solution takes the best from both computer and classroom experiences to create a flexible, comprehensive mode of instruction that suits a wide range of learning styles and abilities.

BLENDED LEARNING SOLUTION



Customized Integration Books

